


### Profile Photo:




Clients often request an image of the staff before booking you, so it is vital that you have the best possible photo put forward for clients to see, please see do's and don'ts below: -

- Your main Profile photo should be a closeup of your face, and make sure
  - o Your head is not cut off
  - o The lighting is good
  - o Avoid a busy background
  - o Avoid Party photos
  - o Don't use photos with more than one person in the photo (Crop these if you have to)
  - o Avoid side profile photos

#### GOOD



#### BAD



### Do's

- **Ladies:** hair must be tidy and tied back
- **Gentlemen:** hair must be tidy and beard neat or clean shaven
- **Keep Tattoos covered**
- **Jewellery must be kept to a minimum**
- Keep makeup natural and minimal

### Don'ts

- **Creased clothing**
- **Scruffy beard**
- Use a mirror to take your photo
- Face piercings

Additional Photos:-

It is necessary for you to upload additional photos – they always help:-

